


Instructions for use for Lancing Device

Please read the instructions carefully before using the device

Model: HH-X-T

Structure: The body and the active parts of the device are made of ABS (Acrylonitrile-butadiene-styrene), POM (Paraformaldehyde) and PC (Polycarbonate). The spring is made of carbon steel.

- A - Device Cap
- B - Lancet Cap
- C - Lancet Carrier
- D - Device Body
- E - Spring Mechanism
- F - Lancet Ejector
- G - Release Button
- H - Connecting Collar



Intended Use: Along with a lancet, the lancing device is used to collect a capillary blood sample.

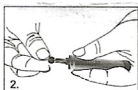
Storage: The products should be stored in a dry, well-ventilated room. Keep away from any corrosive gas.

Shelf Life: The service life of the lancing device is no less than 3000 uses.

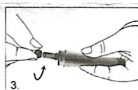
Operation Instruction



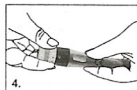
1. Rotate the device cap to disconnect it from the device body by twisting the connecting collar.



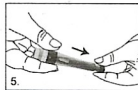
2. Insert the lancet into the lancet carrier of the lancing device and push down firmly until it is fully inserted.



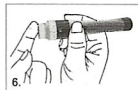
3. Twist off the lancet cap and save it for lancet disposal.



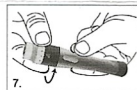
4. Place the device cap back on the device and make sure they are fully seated. Adjust to the proper level usually mid-level.




5. Pull back on the spring mechanism.



6. Hold the lancing device firmly and vertically against the test site, then press the release button.



7. Remove the device cap and stick the lancet tip into the lancet cap.



8. Push the lancet ejector and discard the used lancet in appropriate container.

Note:

- The puncture depth can be adjusted by the ten-level adjustment.
- The larger number, the deeper puncture depth.
- Please adjust it according to the user's skin to reduce the pain.



- Please avoid the accidental injuries to yourself or others when you use the device.
- Keep the lancing device and the lancet away from children.
- Compatible lancets must be used with the lancing device. When using Huahong's lancing device with another manufacturer's sterile lancets, the operator must ensure that these products are compatible.
- We recommend that you consult a health care professional before use.

Warning:

- When you insert the lancet, please do not press the release button if the the lancet device cap is removed.
- Please do not keep the lancet in the device after using it.
- The lancing device is intended to be used by a single patient only. Please do not share the device with others or reuse the lancet.
- Please clean the device before using it. What to clean and disinfect: The following parts of the lancing device should be cleaned and disinfected:
 - The entire lancing device surface
 - The cap

How to clean and disinfect the lancing device. Failure to follow these instructions can damage the lancing device and stop it from working properly.

 - Do not get any moisture into openings.
 - Always use the same product for both cleaning and disinfecting.
 - A separate Alcohol Pad is suggested to be used for cleaning and disinfection.
 1. Wash hands with soap and water, and dry thoroughly.
 2. Wipe the entire lancing device surface and the inside of the cap with a Alcohol Pad.
 3. For disinfecting the lancing device, use a new Alcohol Pad. Repeat step 2 making sure that the surface stays wet for 2 minutes.
 4. Wash hands with soap and water, and dry thoroughly.
- The lancing device should press against the skin vertically and firmly to obtain a blood drop.
- In the event of any serious adverse event, please contact the manufacturer and the competent authority.

Symbol	Title of symbol	Symbol	Title of symbol	Symbol	Title of symbol
	Manufacturer		Authorized representative in the European community		Date of manufacture
	CE Marking		Consult instructions for use		Model number
	Caution		Batch code		Medical Device

Tianjin Huahong Technology Co., Ltd.
 A01, Plant B, No.278, Hangkong Road, Tianjin Pilot Free Trade Zone (Air Port Industrial Park), Tianjin, 300308, China
 Tel: 0086-22-58775333 4008-587-753
 Fax: 0086-22-58775353
 E-mail: huahongsales@163.com

Shanghai International Holding Corp.GmbH (Europe)
 Eiffestrasse 80, 20537 Hamburg, Germany
 Tel: 0049-40-2513175
 E-mail: shholding@hotmail.com